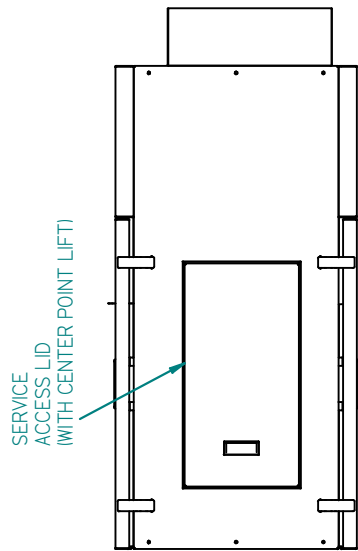
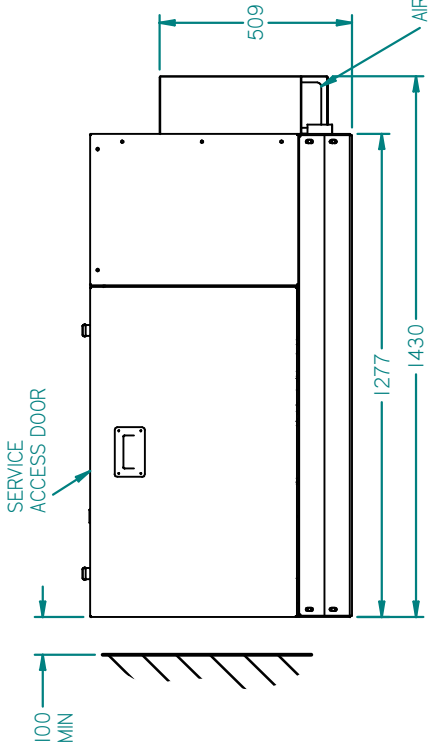
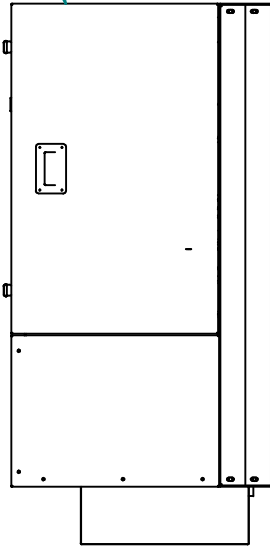


BOLTING HOLES



SERVICE ACCESS DOOR



100 MIN

SERVICE ACCESS DOOR

AIR INTAKE

AIR OUTLET (DO NOT COVER)

AC GLAND PLATE

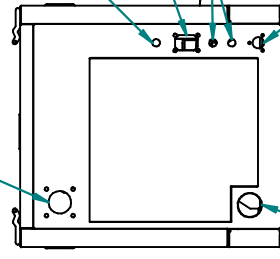
ENGINE CONTROL PANEL OUTLET

BATTERY CONNECTIONS M8

FUEL INTAKE/OUTLET Ø8 HOSE

SEA WATER INTAKE Ø22 HOSE

WET EXHAUST Ø50 HOSE



REV	DESCRIPTION	DATE	APPD	DRAWN	NOTES
01					

TITLE:

BETAGEN 22/2

DIMENSIONS IN MM (INCH) DO NOT SCALE



BETA MARINE LTD.
DAY WAY
WATERWELLS
QUEDGELEY,
GLOUCESTER, GL2 2AD, UK

TEL: (01452) 723492 FAX: (01452) 728916

PART FILE NAME: 100-08974 BETAGEN22-2 (1505-ECO2B-3L) GA.asm

DRAWN BY: TW

CHECKED BY: LT

SIZE A4

SCALE LT

DWG NO: 100-08974

NTS

REV 00

PAGE 1 of 1

REV 00

DATE 15/07/2010